



The Blood-Horse MarketWatch

SEPTEMBER 2012

Quality of Dams

By Scot T. Gillies

FINDING VALUE WHEN CI LEADERS ARE TOP-DOLLAR

Incremental changes in book quality offer valuable insights to commercial breeders. Comparable Index scores present a clear indication of market confidence. Want to know which sires are hot commodities? Check the stallions atop the list of leaders by CI. Of the top dozen studs on the 2012 list, 11 stood for \$70,000 or more (including all four active six-figure stallions).

Only Claiborne Farm's **First Samurai** (\$15,000 fee in 2012), who ranks 10th by CI, was available to breeders outside of the highest echelon. The Giant's Causeway son was represented at the start of the month by his first grade I winner when Executiveprivilege, a juvenile from her sire's third crop, annexed the Del Mar Debutante Stakes (gr. I).

Or perhaps you're looking for stallions that have surged into popularity in the commercial market.

Studying the changes in 2011 versus 2012 CI shows that **Tapit** (who added 1.91 points to his CI figure) and **Indian Charlie** (+1.56)—both part of the top 12 by CI mentioned above—were joined by **Afleet Alex** (+1.27),

his sire **Northern Afleet** (+1.25), and other top-12 CI leader **Bernardini** (+1.21) as stallions with the most year-to-year improvement in mare quality. Their enhanced books coincided with other commercial indicators: All five stallions saw a fee increase between 2010 and 2012—something of a rarity in a market downturn that has

reduced fees for most stallions—and three have had yearling averages skyrocket in the same period.

Owner-breeders looking for value might have a different interpretation of the annual Quality of Dams chart (starting on page 3),

(Continued on page 2)



First Samurai ranks high by CI despite low stud fee

Leading Sires by First Crop Year Ranked by 2012 CI

Sire	2012 CI	2012 CPI	2011 Mares Bred	2012 Foals (% Live Fls)
2012 First Foals				
Blame	3.12	4.54	109	75 (69%)
Lookin At Lucky	2.95	4.95	156	97 (62%)
Eskendereya	2.55	3.86	137	100 (73%)
Quality Road	2.30	5.06	149	105 (70%)
Super Saver	2.07	3.53	145	108 (74%)
Majesticperfection	2.02	1.96	128	79 (62%)
Thorn Song	2.01	3.71	43	29 (67%)
Summer Bird	1.94	3.79	148	85 (57%)
Afleet Express	1.88	1.71	54	36 (67%)
Discreetly Mine	1.85	2.13	130	89 (68%)
2011 First Foals				
Maimonides	1.69	1.82	60	32 (53%)
Cowboy Cal	1.66	1.61	41	31 (76%)
Colonel John	1.64	2.09	128	97 (76%)
Kodiak Kowboy	1.51	1.78	64	37 (58%)
Old Fashioned	1.50	1.87	104	76 (73%)
Zensational	1.50	2.51	98	62 (63%)
Papa Clem	1.48	2.55	103	71 (69%)
Forefathers	1.42	2.19	57	35 (61%)
Pioneerof the Nile	1.42	2.35	90	54 (60%)
U S Ranger	1.41	2.52	114	57 (50%)

Sire	2012 CI	2012 CPI	2011 Mares Bred	2012 Foals (% Live Fls)
2010 First Foals				
Curlin	2.44	4.78	129	100 (78%)
Circular Quay	2.29	1.91	46	28 (61%)
Henrythenavigator	2.19	3.38	189	138 (73%)
Big Brown	1.89	2.12	114	75 (66%)
Divine Park	1.85	2.57	59	52 (88%)
Street Boss	1.61	2.60	87	59 (68%)
Tiz Wonderful	1.56	1.82	148	84 (57%)
Midnight Lute	1.55	3.73	96	62 (65%)
First Defence	1.47	2.28	41	27 (66%)
Portobello Road	1.44	0.84	63	27 (43%)
2009 First Foals				
Street Sense	2.01	2.89	120	90 (75%)
English Channel	1.89	4.62	102	61 (60%)
Hard Spun	1.78	4.35	131	102 (78%)
Latent Heat	1.60	2.38	132	71 (54%)
Kitalpha	1.58	2.26	54	32 (59%)
Any Given Saturday	1.54	2.15	103	71 (69%)
Stevie Wonderboy	1.54	2.00	50	32 (64%)
After Market	1.47	2.05	72	48 (67%)
Half Ours	1.45	2.02	118	74 (63%)
Invasor (ARG)	1.45	1.79	38	26 (68%)
Scat Daddy	1.45	2.30	191	117 (61%)

The Blood-Horse MarketWatch is

published by Blood-Horse Publications,

3101 Beaumont Centre Circle,

P.O. Box 919003,


Lexington, KY 40591-9003.

Telephone: 859 278-2361

E-mail: marketwatch@bloodhorse.com

Quality of Dams

(Continued from page 1)

which identifies the book quality of all stallions with at least 25 foals of 2012. For a mare owner who doesn't plan to sell his foals, the CI figure is a secondary statistic in the stallion selection process. Similarly, for a weanling or yearling buyer planning to race, the CI is more likely to help predict sales prices than racing potential. Average Earnings Index might be a more pertinent data point, and in 2012 the disparity in AEI and CI leadership is vast. **Awesome of Course** and **Philanthropist** are the AEI powerhouses, yet their 2012 CI ranks are 155 and 83, respectively, of 187 stallions in the study. 

Distorted Humor's 2012 CI tops all other stallions

Average Earnings Index (AEI) & Comparable Index (CI) for Sires



* Progeny racing in the same country during a specific year.

The **Comparable Index** is calculated similarly to the Average Earnings Index for Thoroughbred stallions, but the CI attempts to assess the producing quality of dams. Both AEI and CI are based on a comparison of a select group of foals' racing results to the average earnings of all other runners competing in the same country during a given year. AEI compares the average earnings of a stallion's progeny with those of all other runners, while CI represents the average earnings for runners by other sires out of mares bred to the subject stallion in relation to all other runners.

The **Class Performance Index** identifies mares that excelled as runners. CPI is a ratio of a mare's earnings to the average earnings of all other female runners—in the same country and of the same age—during the reported year. While breeders tend to favor CI rankings because they indicate proven production history, one advantage of the CPI is that it includes all mares in the stallion's book, regardless of whether they have prior runners.

Leading CI Sires by 2011 Stud Fee

Sire	'12 CI	'12 CPI	'11 MB
\$100,000 AND UP			
Distorted Humor	5.63	7.59	119
Medaglia d'Oro	4.06	10.91	156
Street Cry (IRE)	3.67	11.92	131
Unbridled's Song	3.65	5.19	112
\$50,000 TO \$99,999			
Tapit	4.61	8.57	157
Indian Charlie	4.20	5.81	136
Tiznow	3.78	6.28	133
Bernardini	3.64	13.46	159
Smart Strike	3.48	7.58	149
Giant's Causeway	3.13	6.86	198
\$25,000 TO \$49,999			
First Samurai	3.20	3.24	45
Blame	3.12	4.54	109
Lookin At Lucky	2.95	4.95	156
Afleet Alex	2.80	3.90	155
Candy Ride (ARG)	2.73	6.09	182
Eskendereya	2.55	3.86	137
Curlin	2.44	4.78	129
Stormy Atlantic	2.38	6.66	125
Quality Road	2.30	5.06	149
Harlan's Holiday	2.22	2.57	158
\$15,000 TO \$24,999			
Congrats	2.34	2.84	205
Super Saver	2.07	3.53	145
War Front	2.04	3.75	103
Yes It's True	1.99	2.36	121
Summer Bird	1.94	3.79	148
Zamindar	1.88	3.62	
Bernstein	1.85	2.53	102
Discreetly Mine	1.85	2.13	130
Perfect Soul (IRE)	1.84	2.85	55
Successful Appeal	1.77	2.62	96
\$10,000 TO \$14,999			
Northern Afleet	2.38	2.42	132
Majesticperfection	2.02	1.96	128
Wildcat Heir	1.98	2.24	134
Afleet Express	1.88	1.71	54
Divine Park	1.85	2.57	59
Artie Schiller	1.83	2.36	91
Mizzen Mast	1.78	3.83	78
Desert Party	1.72	2.04	121
Kitalpha	1.58	2.26	54
Leroidesanimaux (BRZ)	1.56	1.51	165
Tiz Wonderful	1.56	1.82	148
El Corredor	1.54	2.98	45
\$5,000 TO \$9,999			
Where's the Ring	2.35	2.40	71
Circular Quay	2.29	1.91	46
Old Forester	2.16	2.62	112
Montbrook	1.84	1.97	75
Indygo Shiner	1.73	1.56	98
Milwaukee Brew	1.69	2.85	45
Pleasantly Perfect	1.68	3.32	119
Cowboy Cal	1.66	1.61	41
Latent Heat	1.60	2.38	132
Concord Point	1.49	1.65	72
Papa Clem	1.48	2.55	103
LESS THAN \$5,000			
Thorn Song	2.01	3.71	43
Maimonides	1.69	1.82	60
Charitable Man	1.65	1.27	79
Lion Hearted	1.65	1.62	72
Cat Thief	1.64	1.39	41
Offlee Wild	1.61	1.65	43
Lydgate	1.51	1.12	65
Marchfield	1.50	2.22	80
Half Ours	1.45	2.02	118
Portobello Road	1.44	0.84	63
Exclusive Quality	1.42	1.32	70
Forefathers	1.42	2.19	57

Leading CPI Sires by 2011 Stud Fee

Sire	'12 CPI	'12 CI	'11 MB
\$100,000 AND UP			
Street Cry (IRE)	11.92	3.67	131
Medaglia d'Oro	10.91	4.06	156
Distorted Humor	7.59	5.63	119
Unbridled's Song	5.19	3.65	112
\$50,000 TO \$99,999			
Bernardini	13.46	3.64	159
Tapit	8.57	4.61	157
Smart Strike	7.58	3.48	149
Pulpit	7.00	2.78	88
Giant's Causeway	6.86	3.13	198
Tiznow	6.28	3.78	133
\$25,000 TO \$49,999			
Stormy Atlantic	6.66	2.38	125
Candy Ride (ARG)	6.09	2.73	182
Quality Road	5.06	2.30	149
Lookin At Lucky	4.95	2.95	156
Curlin	4.78	2.44	129
More Than Ready	4.65	1.93	132
English Channel	4.62	1.89	102
Blame	4.54	3.12	109
Hard Spun	4.35	1.78	131
Afleet Alex	3.90	2.80	155
\$15,000 TO \$24,999			
Summer Bird	3.79	1.94	148
War Front	3.75	2.04	103
Midnight Lute	3.73	1.55	96
Zamindar	3.62	1.88	
Super Saver	3.53	2.07	145
Discreet Cat	3.27	1.36	90
Ghostzapper	2.92	1.32	119
Perfect Soul (IRE)	2.85	1.84	55
Congrats	2.84	2.34	205
City Zip	2.80	1.64	149
\$10,000 TO \$14,999			
Mizzen Mast	3.83	1.78	78
War Chant	3.22	1.40	48
El Corredor	2.98	1.54	45
Flower Alley	2.75	1.42	79
Divine Park	2.57	1.85	59
U S Ranger	2.52	1.41	114
Smoke Glacken	2.47	1.45	46
Bellamy Road	2.42	1.45	192
Northern Afleet	2.42	2.38	132
Artie Schiller	2.36	1.83	91
Scat Daddy	2.30	1.45	191
Kitalpha	2.26	1.58	54
\$5,000 TO \$9,999			
Pleasantly Perfect	3.32	1.68	119
Milwaukee Brew	2.85	1.69	45
Tizdejau	2.81	1.11	79
Kafwain	2.64	0.93	47
Old Forester	2.62	2.16	112
Fairbanks	2.58	0.99	78
Papa Clem	2.55	1.48	103
Spring At Last	2.50	1.21	65
Where's the Ring	2.40	2.35	71
Latent Heat	2.38	1.60	132
First Defence	2.28	1.47	41
Notional	2.22	1.29	101
LESS THAN \$5,000			
Thorn Song	3.71	2.01	43
Bushwacker	3.40	1.11	51
Ministers Wild Cat	2.61	0.71	41
Grazen	2.29	1.04	30
Good and Tough	2.28	1.04	42
Marchfield	2.22	1.50	80
Forefathers	2.19	1.42	57
Bustin Stones	2.09	1.19	50
Square Eddie	2.08	0.90	40
Half Ours	2.02	1.45	118
Desert Code	1.94	0.95	46
Diabolical	1.86	1.25	66

Quality of Dams for Stallions (with 25 or more foals of 2012)

The following table lists stallions that have at least two foal crops and 25 or more foals of 2012. A chart on page 7 lists stallions whose first foal crop arrived in 2012. Avg. Age of Dams refers to the average age of the dams for a stallion's 2012 foals. Avg. No. of Foals gives the average number of foals dams have had including their 2012 foals. CI (Comparable Index) is the Average Earnings Index for the progeny out of mares that have been bred to a given stallion but who are by other sires. AEI is the Average Earnings Index, which compares a stallion's average progeny earnings with the average of all runners in a given year. This chart shows a lifetime AEI. CPI (Class Performance Index) is the average earnings per start for a mare divided by the average earnings per start for all horses of the same crop and gender that raced in the same country for a given year. 2011 stud fee ranges are market estimates for stallions with listed private fees. Stud fees are displayed in their native currency.

Stallion/ Location	Stallion's Sire	First Crop Year	2011 Fee	2011 Mares Bred	2012 Foals	Unraced Dams of 2012 Foals	Avg. Age Dams	Avg. No. of Foals	2010 Mares Bred	2011 Foals	Unraced Dams of 2011 Foals	2011 CI	2012 CI	AEI	2011 CPI	2012 CPI
\$100,000 and Up																
Distorted Humor / KY	Forty Niner	2000	\$100,000	119	93	15	9	4	127	87	8	4.89	5.63	2.29	10.43	7.59
Medaglia d'Oro / KY	El Prado (IRE)	2006	\$100,000	156	128	11	10	4	170	127	8	3.94	4.06	2.25	11.58	10.91
Street Cry (IRE) / KY	Machiavellian	2004	\$150,000	131	97	10	10	4	159	117	8	4.35	3.67	2.43	10.90	11.92
Unbridled's Song / KY	Unbridled	1998	\$100,000	112	82	12	9	4	127	98	16	4.25	3.65	2.04	7.33	5.19
\$50,000 to \$99,999																
Awesome Again / KY	Deputy Minister	2000	\$50,000	92	63	6	9	3	94	60	5	1.62	2.03	2.27	5.42	4.19
Bernardini / KY	A.P. Indy	2008	\$75,000	159	119	9	10	4	133	98	14	2.44	3.64	2.13	3.93	13.46
Elusive Quality / KY	Gone West	2000	\$50,000	138	94	16	10	4	129	96	16	1.72	2.34	1.83	6.19	4.43
Giant's Causeway / KY	Storm Cat	2002	\$85,000	198	142	25	10	4	217	160	21	3.45	3.13	1.90	5.98	6.86
Indian Charlie / KY	In Excess (IRE)	2000	\$70,000	136	94	14	9	4	109	76	11	2.63	4.20	1.94	4.29	5.81
Malibu Moon / KY	A.P. Indy	2001	\$60,000	175	128	20	10	4	172	142	12	2.35	2.82	1.77	3.69	5.05
Pulpit / KY	A.P. Indy	1999	\$50,000	88	54	9	10	4	97	71	12	2.68	2.78	1.91	7.03	7.00
Smart Strike / KY	Mr. Prospector	1998	\$75,000	149	117	14	9	4	160	129	12	3.69	3.48	2.42	8.66	7.58
Speightstown / KY	Gone West	2006	\$50,000	119	92	15	10	4	97	57	10	2.19	2.41	2.16	4.50	5.07
Tapit / KY	Pulpit	2006	\$80,000	157	128	13	9	4	169	124	13	2.69	4.61	2.39	5.68	8.57
Tiznow / KY	Cee's Tizzy	2003	\$75,000	133	110	15	9	4	139	111	18	3.12	3.78	1.95	7.46	6.28
\$25,000 to \$49,999																
Afleet Alex / KY	Northern Afleet	2007	\$25,000	155	112	28	9	4	150	110	20	1.52	2.80	1.67	2.70	3.90
Arch / KY	Kris S.	2000	\$30,000	111	84	10	9	4	107	89	8	1.82	2.10	1.90	2.55	3.88
Big Brown / KY	Boundary	2010	\$40,000	114	75	9	9	3	98	75	11	1.68	1.89	1.78	3.49	2.12
Bluegrass Cat / KY	Storm Cat	2008	\$25,000	149	100	14	9	4	146	110	21	1.79	2.05	1.41	2.46	2.80
Broken Vow / KY	Unbridled	2003	\$25,000	93	61	11	9	4	135	104	15	2.14	1.73	1.49	2.95	3.29
Candy Ride (ARG) / KY	Ride the Rails	2006	\$40,000	182	144	17	10	4	172	144	26	2.34	2.73	2.14	4.35	6.09
Corinthian / KY	Pulpit	2009	\$25,000	147	96	15	9	4	150	114	22	1.53	1.24	0.96	2.60	2.42
Curlin / KY	Smart Strike	2010	\$40,000	129	100	18	10	4	150	120	19	2.32	2.44	1.11	3.99	4.78
English Channel / KY	Smart Strike	2009	\$25,000	102	61	8	12	5	109	86	13	1.84	1.89	1.56	5.21	4.62
Exchange Rate / KY	Danzig	2003	\$25,000	76	47	7	9	3	117	86	15	1.95	1.38	1.53	3.19	2.86
First Samurai / KY	Giant's Causeway	2008	\$25,000	45	33	6	8	3	107	81	14	2.07	3.20	1.45	4.18	3.24
Hard Spun / KY	Danzig	2009	\$30,000	131	102	18	10	5	137	97	19	1.79	1.78	1.54	3.24	4.35
Harlan's Holiday / KY	Harlan	2005	\$25,000	158	126	22	8	3	162	122	23	1.58	2.22	1.53	2.73	2.57
Henrythenavigator / KY	Kingmambo	2010	\$35,000	189	138	18	10	5	169	112	16	2.68	2.19	1.56	3.99	3.38
Kitten's Joy / KY	El Prado (IRE)	2007	\$25,000	144	111	13	9	4	173	144	10	1.63	2.16	1.62	2.03	1.73
Lemon Drop Kid / KY	Kingmambo	2002	\$35,000	126	92	11	9	3	145	117	16	1.88	1.84	1.90	4.13	2.96
Mineshaft / KY	A.P. Indy	2005	\$25,000	135	79	8	10	4	138	84	12	1.33	1.52	2.21	1.89	2.93
More Than Ready / KY	Southern Halo	2002	\$40,000	132	110	16	9	3	131	94	13	2.28	1.93	1.83	6.03	4.65
Rock Hard Ten / KY	Kris S.	2007	\$25,000	104	71	15	9	4	145	88	23	1.73	1.71	1.44	4.46	2.60
Sky Mesa / KY	Pulpit	2005	\$30,000	149	107	22	9	4	126	102	13	1.85	1.97	1.69	3.78	3.86
Stormy Atlantic / KY	Storm Cat	2000	\$30,000	125	81	13	10	5	125	88	19	2.40	2.38	1.52	3.76	6.66
Street Sense / KY	Street Cry (IRE)	2009	\$40,000	120	90	19	9	4	124	81	14	1.92	2.01	1.72	4.01	2.89
Tale of the Cat / KY	Storm Cat	2000	\$30,000	130	95	19	9	4	152	103	10	2.24	1.97	1.56	2.71	2.83

Quality of Dams for Stallions (with 25 or more foals of 2012)

Stallion/ Location	Stallion's Sire	First Crop Year	2011 Fee	2011 Mares Bred	2012 Foals	Unraced Dams of 2012 Foals	Avg. Age Dams	Avg. No. of Foals	2010 Mares Bred	2011 Foals	Unraced Dams of 2011 Foals	2011 CI	2012 CI	AEI	2011 CPI	2012 CPI
\$15,000 to \$24,999																
Any Given Saturday / KY	Distorted Humor	2009	\$20,000	103	71	11	11	5	123	77	16	1.34	1.54	0.84	2.05	2.15
Bernstein / KY	Storm Cat	2002	\$20,000	102	70	10	11	5	119	92	10	2.00	1.85	1.64	2.81	2.53
Birdstone / KY	Grindstone	2006	\$20,000	58	49	10	10	5	117	88	15	1.83	1.49	1.87	4.77	2.70
City Zip / KY	Carson City	2003	\$15,000	149	104	10	9	4	150	117	14	1.47	1.64	1.81	2.26	2.80
Colonel John / KY	Tiznow	2011	\$15,000	128	97	16	10	4	135	86	18	1.92	1.64		2.20	2.09
Congrats / KY	A.P. Indy	2008	\$15,000	205	157	22	9	4	129	92	21	1.56	2.34	1.55	1.34	2.84
Discreet Cat / KY	Forestry	2009	\$17,500	90	60	11	10	4	104	78	21	1.53	1.36	1.12	2.66	3.27
Fusaichi Pegasus / KY	Mr. Prospector	2002	\$15,000	125	76	13	11	5	127	78	10	1.60	1.37	1.40	2.54	2.57
Ghostzapper / KY	Awesome Again	2007	\$20,000	119	79	8	9	3	79	45	3	2.33	1.32	2.03	3.36	2.92
Grand Slam / KY	Gone West	2000	\$15,000	79	43	4	10	4	120	79	16	1.42	1.75	1.41	2.72	1.92
Invasor (ARG) / KY	Candy Stripes	2009	\$20,000	38	26	7	8	3	44	29	5	1.69	1.45	0.76	1.60	1.79
Langfuhr / KY	Danzig	1999	\$15,000	105	72	15	9	3	96	72	11	1.47	1.57	1.53	2.89	2.46
Macho Uno / KY	Holy Bull	2005	\$15,000	75	47	7	8	3	60	41	6	1.98	1.37	1.60	3.11	2.61
Midnight Lute / KY	Real Quiet	2010	\$17,500	96	62	11	11	5	114	77	15	1.58	1.55	0.98	4.49	3.73
Not For Love / MD	Mr. Prospector	1997	\$20,000	56	40	4	12	5	55	41	1	1.74	1.43	1.76	3.57	2.17
Perfect Soul (IRE) / KY	Sadler's Wells	2006	\$15,000	55	28	6	11	5	63	35	6	1.55	1.84	0.97	2.70	2.85
Pioneer of the Nile / KY	Empire Maker	2011	\$17,500	90	54	9	9	3	130	99	12	1.03	1.42		2.75	2.35
Quiet American / KY	Fappiano	1993	\$15,000	57	27	6	10	4	61	36	7	1.76	1.20	1.71	1.67	1.95
Street Boss / KY	Street Cry (IRE)	2010	\$17,500	87	59	10	9	4	120	83	16	1.40	1.61	0.92	2.52	2.60
Successful Appeal / KY	Valid Appeal	2002	\$15,000	96	63	11	10	4	99	60	16	1.77	1.77	1.86	2.09	2.62
Unusual Heat / CA	Nureyev	1999	\$20,000	60	39	2	11	5	83	64	8	2.12	1.66	2.19	2.87	2.07
War Front / KY	Danzig	2008	\$15,000	103	86	20	9	3	90	67	10	1.75	2.04	2.14	2.48	3.75
Yes It's True / KY	Is It True	2002	\$15,000	121	81	18	9	4	119	85	18	1.72	1.99	1.42	2.10	2.36
Zamindar / ENG	Gone West	1999	£12000		41	8	10	4	0	61	11	1.47	1.88	1.49	3.27	3.62
Zensational / KY	Unbridled's Song	2011	\$22,500	98	62	9	9	4	135	84	19	1.93	1.50		5.14	2.51
\$10,000 to \$14,999																
Artie Schiller / KY	El Prado (IRE)	2008	\$10,000	91	52	10	10	4	130	85	13	1.42	1.83	1.42	2.01	2.36
Bellamy Road / KY	Concerto	2008	\$10,000	192	124	26	10	4	46	28	5	1.63	1.45	1.54	1.88	2.42
Divine Park / KY	Chester House	2010	\$10,000	59	52	10	10	4	49	33	10	2.32	1.85	0.60	1.95	2.57
Dunkirk / KY	Unbridled's Song	2011	\$10,000	87	52	8	10	4	186	136	30	1.37	1.40		1.99	1.59
E Dubai / PA	Mr. Prospector	2004	\$10,000	69	32	4	10	4	62	35	3	1.54	1.52	1.29	1.94	1.88
El Corredor / KY	Mr. Greeley	2003	\$12,500	45	27	5	9	4	122	84	19	1.58	1.54	1.26	1.56	2.98
Flower Alley / KY	Distorted Humor	2008	\$10,000	79	56	9	10	4	99	68	15	1.34	1.42	1.96	3.20	2.75
Forestry / KY	Storm Cat	2001	\$12,500	104	58	10	11	5	75	53	7	1.59	1.13	1.53	2.34	2.15
Henny Hughes / KY	Hennessy	2008	\$12,500	64	33	7	10	4	132	83	17	1.31	0.96	1.21	2.11	1.98
Jump Start / PA	A.P. Indy	2004	\$10,000	109	54	4	10	4	115	79	14	1.27	1.33	1.59	1.76	1.94
Kitalpha / KY	Mr. Prospector	2009	\$12,500	54	32	5	12	5	124	72	8	1.17	1.58	0.47	1.75	2.26
Kodiak Cowboy / KY	Posse	2011	\$10,000	64	37	5	10	4	79	57	7	1.51	1.51		2.18	1.78
Leroidesanimaux (BRZ) / FL	Candy Stripes	2007	\$12,500	165	71	13	10	5	69	40	7	0.94	1.56	2.16	2.12	1.51
Majestic Warrior / KY	A.P. Indy	2010	\$10,000	142	90	18	9	4	103	62	15	1.61	1.38	0.83	1.76	1.58
Mizzen Mast / KY	Cozzene	2004	\$12,500	78	57	13	10	4	118	78	19	1.97	1.78	1.38	2.54	3.83
Northern Afleet / KY	Afleet	2000	\$12,500	132	86	19	9	3	126	89	13	1.13	2.38	1.60	2.45	2.42
Old Fashioned / KY	Unbridled's Song	2011	\$12,500	104	76	13	10	4	124	83	11	1.76	1.50		3.12	1.87
Philanthropist / ON	Kris S.	2008	\$3,500	96	50	6	10	4	23	12	2	1.37	1.48	2.52	1.21	2.09
Pollard's Vision / KY	Carson City	2007	\$12,500	83	47	9	11	5	165	93	14	1.43	1.36	1.82	1.89	2.00
Posse / NY	Silver Deputy	2005	\$10,000	86	60	8	11	4	86	59	11	1.27	1.54	1.46	2.17	1.85

Quality of Dams for Stallions (with 25 or more foals of 2012)

Stallion/ Location	Stallion's Sire	First Crop Year	2011 Fee	2011 Mares Bred	2012 Foals	Unraced Dams of 2012 Foals	Avg. Age Dams	Avg. No. of Foals	2010 Mares Bred	2011 Foals	Unraced Dams of 2011 Foals	2011 CI	2012 CI	AEI	2011 CPI	2012 CPI
Proud Citizen / KY	Gone West	2005	\$10,000	49	28	3	10	4	45	37	4	1.07	1.28	1.49	2.57	2.09
Rockport Harbor / KY	Unbridled's Song	2008	\$12,500	89	62	9	11	5	129	88	17	1.31	1.38	1.18	1.88	2.03
Scat Daddy / KY	Johannesburg	2009	\$10,000	191	117	18	9	3	92	56	11	1.62	1.45	1.92	2.16	2.30
Shakespeare / KY	Theatrical (IRE)	2009	\$10,000	45	28	8	10	3	53	21	5	1.61	1.05	1.18	2.75	1.89
Smarty Jones / PA	Elusive Quality	2006	\$10,000	66	37	9	10	4	44	30	4	1.31	1.37	1.73	2.30	1.72
Smoke Glacken / KY	Two Punch	1999	\$10,000	46	28	4	9	4	53	30	7	1.01	1.45	1.53	1.58	2.47
Stevie Wonderboy / KY	Stephen Got Even	2009	\$10,000	50	32	10	9	4	59	40	12	1.28	1.54	0.82	2.11	2.00
Thunder Gulch / KY	Gulch	1997	\$10,000	61	34	2	10	4	69	38	8	1.10	1.50	1.33	1.87	1.82
Tiz Wonderful / KY	Tiznow	2010	\$12,500	148	84	13	9	4	143	100	23	1.34	1.56	0.83	2.45	1.82
U S Ranger / KY	Danzig	2011	\$10,000	114	57	10	12	5	87	49	11	1.93	1.41		2.56	2.52
War Chant / KY	Danzig	2002	\$12,500	48	31	5	10	4	61	41	10	1.84	1.40	1.60	2.58	3.22
Wildcat Heir / FL	Forest Wildcat	2007	\$10,000	134	95	19	10	4	148	94	21	1.76	1.98	1.59	1.63	2.24
\$5,000 to \$9,999																
After Market / KY	Storm Cat	2009	\$7,500	72	48	6	10	4	66	44	8	1.36	1.47	1.08	3.54	2.05
Awesome of Course / FL	Awesome Again	2005	\$5,000	46	26	8	8	3	0	2	1	0.31	1.05	3.16	0.15	2.11
Badge of Silver / KY	Silver Deputy	2008	\$7,500	64	32	3	10	4	76	43	5	1.86	1.06	1.22	1.55	2.06
Brother Derek / KY	Benchmark	2010	\$7,500	39	27	7	12	6	43	28	8	1.51	1.28	0.19	2.17	1.49
Circular Quay / FL	Thunder Gulch	2010	\$6,500	46	28	6	10	4	75	40	5	1.45	2.29	0.67	1.66	1.91
Closing Argument / KY	Successful Appeal	2007	\$5,000	77	47	5	10	4	34	23	2	1.16	1.06	1.21	2.30	1.53
Cowboy Cal / KY	Giant's Causeway	2011	\$7,500	41	31	5	10	4	128	99	25	2.06	1.66		1.80	1.61
Dixie Chatter / CA	Dixie Union	2011	\$5,000	52	40	3	11	5	68	47	8	1.06	1.20		2.56	2.13
Einstein (BRZ) / KY	Spend a Buck	2011	\$7,500	79	39	13	9	3	80	43	5	1.09	1.21		2.47	1.71
Fairbanks / PA	Giant's Causeway	2010	\$6,500	78	35	5	10	4	77	50	8	1.05	0.99	0.26	2.29	2.58
First Defence / KY	Unbridled's Song	2010	\$7,500	41	27	5	11	6	76	49	8	2.05	1.47	0.41	4.85	2.28
Flashy Bull / KY	Holy Bull	2009	\$6,000	61	39	10	10	5	31	20	2	1.07	1.18	1.08	1.41	1.43
Flatter / KY	A.P. Indy	2005	\$7,500	130	89	20	9	4	109	75	14	1.39	1.44	1.58	1.74	1.96
Freud / NY	Storm Cat	2003	\$8,500	115	68	8	11	5	110	80	21	1.32	1.29	1.74	1.65	1.72
Good Journey / CA	Nureyev	2008	\$5,000	39	31	3	10	3	44	33	7	1.30	1.43	1.50	1.57	2.00
Imperialism / FL	Langfuhr	2008	\$5,000	57	30	8	11	5	63	27	6	1.35	0.93	0.98	1.25	1.54
Include / KY	Broad Brush	2004	\$7,500	55	34	7	11	6	28	20	3	1.38	1.26	1.54	3.46	2.03
Indygo Shiner / KY	A.P. Indy	2004	\$7,500	98	67	16	10	4	139	100	18	1.34	1.73	1.72	1.65	1.56
Into Mischief / KY	Harlan's Holiday	2010	\$8,500	54	31	10	10	4	44	32	12	0.90	0.68	0.50	2.82	1.88
Kafwain / CA	Cherokee Run	2005	\$5,000	47	36	4	9	4	57	43	3	1.19	0.93	1.14	1.82	2.64
Latent Heat / KY	Maria's Mon	2009	\$8,500	132	71	21	10	5	79	49	13	1.04	1.60	0.90	1.87	2.38
Magna Graduate / KY	Honor Grades	2010	\$5,000	59	33	8	10	4	74	52	12	0.92	0.95	1.06	1.18	1.71
Milwaukee Brew / ON	Wild Again	2005	\$12,500	45	26	3	9	3	111	77	7	1.89	1.69	1.22	3.42	2.85
Montbrook / FL	Buckaroo	1996	\$7,500	75	47	8	9	4	77	51	7	1.96	1.84	1.61	1.83	1.97
Nobiz Like Shobiz / KY	Albert the Great	2010	\$5,000	45	33	8	9	4	70	45	6	0.73	0.93	0.10	0.99	1.20
Noonmark / NY	Unbridled's Song	2011	\$6,000	67	32	2	9	3	87	50	11	1.33	1.03		1.78	1.42
Notional / KY	In Excess (IRE)	2010	\$7,500	101	66	17	11	5	110	66	11	1.20	1.29	0.50	2.15	2.22
Old Forester / ON	Forestry	2008	\$8,500	112	64	8	10	4	40	28	5	1.49	2.16	1.90	1.46	2.62
Papa Clem / CA	Smart Strike	2011	\$6,500	103	71	14	10	4	57	48	7	1.52	1.48		1.99	2.55
Pleasantly Perfect / KY	Pleasant Colony	2006	\$7,500	119	81	23	10	5	54	31	6	1.25	1.68	1.91	2.81	3.32
Pomeroy / FL	Boundary	2008	\$5,000	126	56	17	10	4	53	36	10	1.24	1.32	1.28	1.04	1.69
Pure Prize / KY	Storm Cat	2004	\$5,000	72	40	7	10	4	111	65	11	1.52	1.25	1.63	1.62	1.33
Purim / KY	Dynaformer	2009	\$7,500	69	43	5	10	4	86	40	5	1.23	1.18	1.02	1.86	1.73
Read the Footnotes / OK	Smoke Glacken	2006	\$6,500	50	29	7	10	4	43	28	1	1.18	1.17	1.41	1.46	1.45

Quality of Dams

Quality of Dams for Stallions (with 25 or more foals of 2012)

Stallion/ Location	Stallion's Sire	First Crop Year	2011 Fee	2011 Mares Bred	2012 Foals	Unraced Dams of 2012 Foals	Avg. Age Dams	Avg. No. of Foals	2010 Mares Bred	2011 Foals	Unraced Dams of 2011 Foals	2011 CI	2012 CI	AEI	2011 CPI	2012 CPI
Ready's Image / KY	More Than Ready	2010	\$6,500	79	45	9	9	3	63	34	6	1.27	1.16	0.79	1.25	2.08
Sharp Humor / KY	Distorted Humor	2008	\$7,500	161	100	16	11	5	79	52	9	1.23	1.41	1.40	1.65	1.59
Silver Train / PA	Old Trieste	2008	\$7,500	43	29	7	9	3	79	52	8	1.49	0.95	1.14	2.43	1.66
Songandaprayer / KY	Unbridled's Song	2003	\$6,500	45	26	3	11	5	57	44	6	1.13	1.11	1.28	1.77	2.21
Spring At Last / KY	Silver Deputy	2010	\$7,500	65	38	9	11	5	92	56	8	1.19	1.21	1.06	1.91	2.50
Stephen Got Even / KY	A.P. Indy	2002	\$7,500	138	90	15	10	4	129	81	25	1.24	1.44	1.45	2.04	2.21
Stormin Fever / CA	Storm Cat	2001	\$6,500	51	38	7	10	4	70	53	10	1.01	1.16	1.22	2.01	1.75
Stroll / KY	Pulpit	2006	\$7,500	48	32	5	10	4	90	62	13	1.51	1.26	1.04	2.55	1.50
Student Council / KY	Kingmambo	2010	\$7,500	47	30	7	10	4	76	46	10	1.16	1.06	0.68	1.83	1.35
Utopia (JPN) / NY	Forty Niner	2009	\$7,500	83	33	6	11	5	111	81	12	1.24	1.21	1.02	1.51	1.20
Where's the Ring / ON	Seeking the Gold	2006	\$6,000	71	42	7	9	4	93	65	5	1.49	2.35	1.66	1.49	2.40
With Distinction / FL	Storm Cat	2008	\$5,000	82	45	15	11	4	137	82	18	1.30	1.43	1.08	1.86	1.35
Yankee Gentleman / LA	Storm Cat	2005	\$5,000	114	59	5	10	4	109	60	8	1.15	1.33	1.41	2.02	1.72
Zanjero / KY	Cherokee Run	2010	\$7,500	63	30	7	10	4	67	51	9	1.29	1.38	0.62	1.43	1.19
Less Than \$5,000																
Awesome Gambler / CA	Coronado's Quest	2009	\$3,000	61	28	7	9	4	39	17	4	0.71	0.93	1.70	1.87	1.69
Bop / WV	Rahy	2005	\$2,500	42	30	5	10	4	61	33	6	1.24	0.74	1.09	1.21	1.02
Bushwacker / CA	Outflanker	2011	\$3,000	51	26	2	12	5	51	27	3	0.94	1.11		2.96	3.40
Bustin Stones / NY	City Zip	2010	\$2,500	50	31	8	11	5	31	15	4	1.30	1.19	1.19	1.36	2.09
Bwana Charlie / FL	Indian Charlie	2007	\$2,500	54	28	7	10	4	15	11	1	0.88	1.28	1.34	1.75	1.45
Canadian Frontier / KY	Gone West	2006	\$3,500	79	38	7	11	5	23	15	4	1.33	1.16	1.43	1.22	1.72
Cat Thief / PA	Storm Cat	2002	\$4,000	41	27	7	10	3	31	19	2	1.15	1.64	1.22	1.27	1.39
Cowtown Cat / FL	Distorted Humor	2010	\$4,000	66	31	8	11	4	51	31	8	1.49	1.07	1.03	1.46	1.08
Desert Code / CA	E Dubai	2011	\$2,000	46	31	9	10	4	45	35	5	1.53	0.95		2.78	1.94
Devil His Due / KY	Devil's Bag	1997	\$3,500	37	26	5	11	4	44	29	5	1.00	0.88	1.20	1.18	1.20
Diabolical / NM	Artax	2011		66	43	4	10	4	66	46	7	0.90	1.25		1.83	1.86
Distorted Reality / AZ	Distorted Humor	2010		48	34	3	10	4	55	42	6	0.90	0.96	0.01	1.24	0.94
Don'tsellmeshort / CA	Benchmark	2009		31	27	4	12	5	36	29	3	0.60	0.68	0.61	1.29	1.35
Exclusive Quality / FL	Elusive Quality	2009	\$4,000	70	40	9	11	5	70	41	11	1.16	1.42	0.87	1.11	1.32
Forefathers / LA	Gone West	2011	\$2,000	57	35	9	11	5	67	42	7	1.22	1.42		2.02	2.19
Good and Tough / LA	Carson City	2001	\$3,000	42	26	3	11	5	45	25	2	1.09	1.04	1.23	1.59	2.28
Grazen / CA	Benchmark	2011	\$2,000	30	27	4	8	3	13	12	0	0.86	1.04		1.68	2.29
Grindstone / OR	Unbridled	1998	\$2,500	60	44	5	10	3	79	56	5	0.78	0.71	1.19	1.02	0.99
Half Ours / LA	Unbridled's Song	2009	\$4,500	118	74	7	11	5	91	62	8	1.17	1.45	0.97	1.80	2.02
Harbor the Gold / OR	Seeking the Gold	2006	\$4,500	81	32	2	9	3	73	44	6	0.68	1.35	0.79	1.23	1.32
High Cotton / FL	Dixie Union	2009	\$2,500	67	32	5	10	5	84	56	14	1.18	1.01	1.53	1.46	1.01
In Summation / FL	Put It Back	2011	\$4,000	73	41	7	11	5	87	63	16	1.86	1.36		1.31	1.78
Intimidator / TX	Gone West	2007	\$1,500	107	62	9	11	5	71	54	9	0.83	0.82	0.95	1.06	1.19
K One King / LA	Apalachee	2002	\$1,250	48	26	4	11	4	35	19	4	0.66	0.44	0.77	0.93	1.04
Lion Hearted / MD	Storm Cat	2002	\$3,000	72	39	4	11	4	63	39	3	1.25	1.65	1.30	1.80	1.62
Lucky Pulpit / CA	Pulpit	2008	\$2,500	100	63	9	10	4	35	29	4	0.84	1.17	1.76	1.95	1.67
Lydgate / LA	Pulpit	2007	\$2,000	65	30	4	10	4	33	21	3	0.88	1.51	0.99	1.47	1.12
Maimonides / FL	Vindication	2011	\$3,500	60	32	6	9	4	48	27	9	1.29	1.69		0.97	1.82
Mass Media / FL	Touch Gold	2008	\$2,000	106	46	12	10	3	17	10	3	0.73	1.14	1.39	0.67	1.30
Ministers Wild Cat / CA	Deputy Minister	2007	\$4,000	41	31	4	8	3	27	20	1	1.01	0.71	0.94	2.63	2.61
Mr. Nightlinger / OK	Indian Charlie	2011	\$1,500	62	38	7	11	4	47	30	6	1.04	1.05		1.01	1.20
My Pal Charlie / LA	Indian Charlie	2011	\$3,000	62	35	6	10	4	72	36	3	1.18	0.85		1.90	1.83
Offlee Wild / PA	Wild Again	2007	\$4,000	43	26	7	10	4	146	92	20	1.46	1.61	1.43	1.91	1.65

Quality of Dams for Stallions (with 25 or more foals of 2012)

Stallion/ Location	Stallion's Sire	First Crop Year	2011 Fee	2011 Mares Bred	2012 Foals	Unraced Dams of 2012 Foals	Avg. Age Dams	Avg. No. of Foals	2010 Mares Bred	2011 Foals	Unraced Dams of 2011 Foals	2011 CI	2012 CI	AEI	2011 CPI	2012 CPI
Parading / KY	Pulpit	2011	\$3,500	69	36	8	10	4	97	59	9	1.24	1.20		1.91	1.74
Parker's Storm Cat / WA	Storm Cat	2005	\$2,000	67	27	6	10	4	58	35	4	0.80	0.74	1.19	0.69	0.75
Portobello Road / AR	Storm Cat	2010	\$1,000	63	27	6	10	3	39	28	4	0.79	1.44	0.41	0.80	0.84
Preachinathebar / WA	Silver Charm	2009	\$1,000	60	26	5	12	4	19	9	0	0.31	0.50	0.47	0.48	0.44
Run Production / LA	Saint Ballado	2004	\$3,500	36	28	5	10	4	0	11	2	1.06	0.89	1.59	1.53	1.34
Sightseeing / KY	Pulpit	2010	\$3,500	45	28	7	11	5	48	30	12	1.58	1.04	1.08	1.32	1.13
Square Eddie / CA	Smart Strike	2011		40	30	2	10	4	34	33	3	1.12	0.90		2.78	2.08
Stonesider / NY	Giant's Causeway	2009	\$3,000	66	40	8	10	4	83	57	9	1.30	1.09	0.59	1.38	1.15
Tale of the Hills / CA	Tale of the Cat	2008	\$2,500	46	34	10	10	4	0	0	0	0.00	1.22	0.06		1.51
Windsor Castle / WV	Lord Carson	2005	\$2,500	69	27	6	10	3	78	45	5	1.56	0.78	1.23	1.27	1.20
Zarbyev / LA	Nureyev	1990	\$3,500	34	26	5	10	4	0	2	0	1.56	0.89	1.12	0.43	1.31

Quality of Dams for Stallions with First Foals of 2012

Stallion/Location	Stallion's Sire	2011 Fee	'11 Mares Bred	'12 Foals	Unraced Dams of '12 Fls	Avg. Age Dams	Dams Avg. Fls	2012 CI	2012 CPI
Afleet Express / KY	Afleet Alex	\$10,000	54	36	9	8	3	1.88	1.71
Blame / KY	Arch	\$35,000	109	75	8	11	5	3.12	4.54
Charitable Man / WV	Lemon Drop Kid		79	27	4	10	4	1.65	1.27
Concord Point / KY	Tapit	\$7,500	72	44	12	9	4	1.49	1.65
Cool Coal Man / FL	Mineshaft	\$5,000	67	31	9	9	3	1.15	0.92
Desert Party / KY	Street Cry (IRE)	\$10,000	121	76	17	11	5	1.72	2.04
Discreetly Mine / KY	Mineshaft	\$15,000	130	89	16	10	4	1.85	2.13
Eskendereya / KY	Giant's Causeway	\$30,000	137	100	14	10	5	2.55	3.86
Hold Me Back / KY	Giant's Causeway	\$6,000	100	78	19	10	4	1.38	1.60
Justenuffhumor / NY	Distorted Humor	\$5,000	40	29	6	11	5	0.95	1.55
Kantharos / FL	Lion Heart	\$5,000	80	44	11	10	4	1.35	1.51
Line of David / KY	Lion Heart	\$7,500	78	42	7	9	4	1.15	1.62
Lookin At Lucky / KY	Smart Strike	\$35,000	156	97	19	11	5	2.95	4.95
Majesticperfection / KY	Harlan's Holiday	\$10,000	128	79	21	10	5	2.02	1.96
Marchfield / ON	A.P. Indy	\$4,000	80	46	8	9	4	1.50	2.22
Midshipman / KY	Unbridled's Song	\$15,000	104	59	19	10	5	1.65	2.20
Munnings / KY	Speightstown	\$12,500	142	100	27	10	4	1.37	2.04
Orthodox / LA	Pulpit	\$1,500	43	32	7	9	3	0.60	0.85
Quality Road / KY	Elusive Quality	\$35,000	149	105	22	10	5	2.30	5.06
Sing Baby Sing / TX	Unbridled's Song	\$2,500	41	30	5	11	5	0.94	1.85
Street Magician / MD	Street Cry (IRE)	\$3,000	63	34	6	9	3	1.28	1.14
Summer Bird / KY	Birdstone		148	85	15	11	5	1.94	3.79
Super Saver / KY	Maria's Mon	\$20,000	145	108	16	10	5	2.07	3.53
Tale of Ekati / KY	Tale of the Cat	\$15,000	116	67	15	11	5	1.58	2.43
Temple City / KY	Dynaformer	\$5,000	136	79	13	11	5	1.19	1.79
Thorn Song / CA	Unbridled's Song	\$3,500	43	29	5	12	5	2.01	3.71
Tizdejavu / KY	Tiznow	\$5,000	79	44	14	11	5	1.11	2.81
Warrior's Reward / KY	Medaglia d'Oro	\$15,000	152	96	20	10	4	1.57	1.88

Leading First-Crop Weanling Sires by No. 2012 Foals

Stallion	'11 Mares Bred	'12 Foals
Super Saver	145	108
Quality Road	149	105
Eskendereya	137	100
Munnings	142	100
Lookin At Lucky	156	97
Warrior's Reward	152	96
Discreetly Mine	130	89
Summer Bird	148	85
Majesticperfection	128	79
Temple City	136	79
Hold Me Back	100	78
Desert Party	121	76

Leading First-Crop Weanling Sires by Class Performance Index

Stallion	2012 CI	2012 CPI
Quality Road	2.30	5.06
Lookin At Lucky	2.95	4.95
Blame	3.12	4.54
Eskendereya	2.55	3.86
Summer Bird	1.94	3.79
Thorn Song	2.01	3.71
Super Saver	2.07	3.53
Tizdejavu	1.11	2.81
Tale of Ekati	1.58	2.43
Marchfield	1.50	2.22
Midshipman	1.65	2.20
Discreetly Mine	1.85	2.13



BREEDING STOCK SALES

WHERE THE MONEY IS

By Matt O'Neil

A catchphrase urges, “go where the money is.” And with casino games spinning feverishly at Aqueduct Racetrack—to the tune of \$1.3 billion with a “b” in July—the money nowadays is in New York state. Fasig-Tipton is chasing the riches by inaugurating a new mixed sale at its Humphrey S. Finney Pavilion in Saratoga this Oct. 9. Sire power and consignors have followed.

The new Saratoga fall mixed and horses of racing age sale catalog comprises 254 offerings, including 103 brood-

Street Cry, and seven mares in the sale are carrying members of his first crop. Twenty mares are cataloged in foal to another Sequel Stallion, Freud, a familiar name atop the New York sire standings the past several years. The full brother to Giant's Causeway currently ranks third on the New York general sire chart and is the co-leading sire of stakes winners this year.


Vinery is reinforcing its commitment to New York with a 41-lot consignment, the most of any other consignor. Among the farm's offerings are six mares in foal to Kentucky expatriate Bluegrass Cat. Other consignors will offer mares in foal to Vinery New York at Sugar Maple's new Giant's Causeway son Giant Surprise.

New York stalwart, McMahon of Saratoga Thoroughbreds, has a consignment of 40 scheduled to go through the ring at its new hometown sale. The farm stands the aforementioned Here Comes Ben, and its Saratoga fall mixed offerings include mares in foal to some of the other stallions on its roster, including top-10 New York sires Touch Gold and Alphabet Soup (both standing at McMahon of Saratoga under the Adena Springs banner), as well as Justenuffhumor, a second-year multiple graded stakes winner by Distorted Humor.

Another upstate New Yorker, Harry Landry, is supporting the new sale with 21 lots, including mares in foal to Three Chimneys Hopeful Stakes (gr. I) winner Dublin; grade I winner and sire Congaree; and Cosmonaut, Lemon Drop Kid's leading money winner who stood his third year in New York in 2012. Kentucky-based Mark Toothaker has pursued the money as well with 15 lots, including a pair of mares in foal to Kodiak Cowboy, a Vinery Kentucky-based son of New York's current leading sire Posse.

If the New York-bred yearling market is any indication, this new sale should be a rousing success. The 2012 Fasig-Tipton New York preferred sale saw increases across the board. Gross sales rose some 28% to more than \$8.6 million; average price increased to \$62,551 (up 15%); and the median spiked significantly to \$50,000, an increase of 42%.

Fasig-Tipton has conducted a mixed sale in Maryland for some time, and its Midlantic December mixed sale saw big increases last year, buoyed in large part by approximately 100 lots from the Flying Zee Stable dispersal. However, the sale saw increases from 2009 to 2010 also. Gross was tallied at \$968,100 for an average price of \$6,217 in 2010, up from gross receipts of \$776,300 (average price of \$4,593).

The market for broodmares was largely flat from 2009 to 2010. In '09, 120 broodmares sold for an average price of \$4,584. The following year the average dipped slightly to \$4,416 for the 111 mares sold. 



DAVID ALCOSSER/NYRA

Five mares covered by Girolamo are cataloged to Fasig-Tipton's Saratoga fall mixed sale

mares and 44 horses of racing age or broodmare prospects. Of those 103 broodmares, 86 are listed in-foal, and 73 are carrying foals by stallions currently standing in New York. The state's growing sire power is on display in the catalog as 15 mares are carrying foals by sires new to the Empire State in 2012. Sequel Stallion's Girolamo, for example, is the covering sire for five mares in the sale. He's a grade I-winning son of A.P. Indy from the same Phipps family that's produced Private Account, Bluegrass Cat, and Super Saver among many others.

Another 2012 newcomer is Here Comes Ben (McMahon of Saratoga Thoroughbreds), a grade I winner by top sire



BREEDING STOCK SALES

VALUE IN NARROWER MARKET

By Avalyn Hunter

In mixed sales, as in most other segments of the Southeast's Thoroughbred auction market, Florida's Ocala Breeders' Sales Co. is the 800-pound gorilla in the room. But it might be better to describe October's OBS fall mixed sale as conjoined 400-pound twins, for it is really two sales in one. One is the sale of weanlings, whose buyers are primarily pinhookers. The other is the market for broodmares and broodmare prospects, which draws more breeders who are buying for themselves. Rounding out the sale is a relatively small number of racing prospects, yearlings that were not quite ready for the

One reality the market must contend with is the shrinkage in the foal crop since the beginning of the recession in 2008. Weanlings, of course, have been the first area affected. In 2008 consignors offered 353 weanlings at the fall mixed sale, with 174 being sold; in 2011 just 136 were offered, with 108 changing hands. But despite the recession, the weanling market remained surprisingly stable; from a \$10,401 average and \$5,000 median for weanlings sold in 2008, the sale's low point in 2010 dropped only to an average of \$9,340, with the median holding at \$5,000. In 2011 both statistics actually went up, with the average rising to \$10,512 and the median to \$7,500. On the other hand, the percentage that passed through the ring without being sold dropped from 51% to 21%, suggesting that scarcity may have driven up the demand.

While the supply of broodmares has yet to be directly affected by shrinking foal crops, the recession has resulted in many marginal mares being taken out of production—and apparently out of the market as well; while 335 broodmares and broodmare prospects were offered for sale in 2008, only 195 were offered in 2011, though a higher percentage found new owners. “Frankly, that [the reduction in mares] is something that needed to happen,” says Vanlangendonck. “Some mares simply have no value in this market, and owners need to realize this and find some other use for them. It’s not something I enjoy telling people, but I don’t want to take someone’s money for consigning a mare that I don’t think will sell.”

Florida has never been considered a high-end broodmare market, and sales figures from the last several years reflect this. While the 2010 OBS fall mixed sale received a bump to its average from Westbury Stables’ dispersal, which accounted for eight of the top 10 mares sold, the median prices tell a more realistic story, going from \$4,500 in 2008 to \$3,500 in 2009 and \$4,250 in

2010. Last year the median price for broodmare and broodmare prospects was \$4,000, while the average price was \$7,332. The sale-topper was Great Venue, an Unbridled’s Song half sister to multiple grade II winner Too Much Bling and to three other stakes winners, who sold for \$95,000 in foal to Scat Daddy.

Overall, most horsemen seem to feel things are looking up in the Sunshine State. “We should be offering about 425 horses this year” (against 441 offered at the same event in 2011), says OBS director of sales Tod Wojciechowski. “Given our success with other sales this year, we are reasonably optimistic about our fall sale.”



A Scat Daddy-covered mare topped the charts at the 2011 OBS October sale

August yearling sale, and stallions and stallion prospects.

“The pinhookers come from all over. They are looking for diamonds in the rough, and Florida has a reputation for providing good value,” says consignor Barbara Vanlangendonck of Summerfield Sales. “A lot of them are planning to turn their purchases around as yearlings, either here or at Keeneland or other sales. There are even some buying broodmares for the foals they’re carrying, then selling or even giving away the mare after she’s foaled out. With the broodmares and broodmare prospects, out-of-state horsemen mostly come only for the higher-end mares; most of the buyers are locals.”



BREEDING STOCK SALES STOCK-UP SALES

Shelby O'Neill

Southwest breeders have more opportunities than ever to find buyers for their weanlings or breeding stock thanks to a number of new mixed regional sales slated for this fall and winter.

The best-known breeding stock sale in the Southwest and the only one associated with a Kentucky-based sale company is the Fasig-Tipton Texas December mixed sale.



A mare in foal to Chatain earned top bid at the 2011 Fasig-Tipton Texas December mixed sale

The 2012 edition of that auction will be held Dec. 10 on the grounds of Lone Star Park near Dallas. In 2011 Fasig-Tipton's sale grossed \$250,400 from the sale of 55 horses, which yielded an average of \$4,553 and a median price of \$2,800. The top price in the sale came for Ruby Be Mine, a daughter of Rubiano that had set a track record at 4½ furlongs as a 2-year-old at Lone Star Park and had produced Texas-bred multiple U.S. and Canadian stakes winner Ruby's Big Band. She sold in foal to Chatain for \$35,000. Coincidentally, the highest-priced weanling was a Student Council filly out of Ruby Be Mine that sold for \$12,000.

This year Fasig-Tipton Texas will face competition from two breeding stock sales across the Red River in Oklahoma. The Oklahoma City-based Heritage Place, long a stalwart in the Quarter Horse sales industry, will host its first-ever


Thoroughbred sale this winter. The Heritage Place Inaugural Thoroughbred sale, a mixed sale, will be held Dec. 8, just two days before the Fasig-Tipton Texas sale, to coincide with the closing weekend of the Remington Park meet and the Thoroughbred Racing Association of Oklahoma's annual meeting. One month later Carter Sales Company, based in Washington, Okla., will host a winter mixed sale at the Tulsa Expo Square. That sale is set for Jan. 12, 2013.

The new kid on the block in the Southwest is the Equine Sales of Louisiana at Copper Crowne, which made a splashing debut with the Sept. 5 yearling sale at its brand new sale pavilion in Central Louisiana. The sale company compiled a book of 282 yearlings for its inaugural sale, a much larger catalog than the 170 consigned to the once two-day Fasig-Tipton Texas summer yearling sale. From that book, the Equine Sales of Louisiana produced a higher sale-topper, with a Yankee Gentleman filly going for \$70,000, while the highest-priced yearling at Fasig-Tipton Texas, which was a Louisiana-bred, checked in at \$57,000.

Fasig-Tipton Texas did manage to better Equine Sales of Louisiana in both average and median, although the figures were fairly close with Fasig-Tipton posting prices of \$10,177 and \$6,000, respectively, and Equine Sales of Louisiana getting \$8,191 and \$4,200. The Louisiana sales outfit has mentioned plans to hold a fall mixed sale but, as of yet, no date has been announced.

In 2011 the Breeders Sales Company of Louisiana held its annual mixed sale on the grounds of Louisiana Downs in Bossier City in October, but no date has

been announced for this year's sale.

Thanks to the influx of significant amounts of money from alternative gaming at the racetracks in Louisiana and Oklahoma, more of those states' top broodmares are remaining at home to foal out and even being kept in the region for breeding. For Texas-bred broodmare prospects, stakes winners and better runners often are still sent to the Kentucky sales while other top earners stay in Texas and visit Kentucky stallions. In 2011, the most recent year for which The Jockey Club has compiled information, 1,168 mares were bred in Texas, down to just a quarter of the all-time high of 4,427 mares bred back in 1995. Louisiana, in contrast, saw more than twice as many mares bred in 2011 with 2,942. Oklahoma checked in at nearly equal numbers to Texas despite being a much smaller state with a smaller horse population. 

ADAM COGLIANESE/NYRA



BREEDING STOCK SALES KEEPING IT LOCAL

Rachel Pagones

For those Californians in search of a mare in foal to a California stallion or a young potential broodmare to buy locally—avoiding the hassle and costs of personal travel, and, more importantly, equine travel across state lines—the Barretts January mixed sale is the place to go. While mares make up the bulk of the catalog, consignors also offer a number of short yearlings, mainly state-breds. (Because of the sale's date and the dearth of regional breeding

Siphon and the multiple graded stakes winner Akinemod, sold by Harris Farms as agent to Ron Stolich. The dam of grade II winner Pretty Unusual was in foal to Pretty Unusual's sire, Unusual Heat. Notably absent from the January sale results were mares by Unusual Heat, a leading sire in both California and North America in recent years. While the 22-year-old son of Nureyev is probably represented by more mares in California than any other single stallion, he does not have many come on the market, and when his best-performing daughters are offered, it is generally at one of Kentucky's November sales. For instance, stakes mares Bel Air Sizzle, Hot n' Dusty, and Lethal Heat were all offered at Fasig-Tipton's November sale following multiple graded winner Lethal Heat's seventh-place finish in the Breeders' Cup Ladies' Classic (gr. I) in 2009. Consigned by Taylor Made, the trio of Unusual Heat runners was owned by Madeleine Auerbach and trainer Barry Abrams, the team who made the stallion's career.

Kentucky always may have been the overwhelming attrac-

tion for black-type mares, but that is truer now than ever. California's breeding industry has suffered disproportionately—which is saying a lot—during the economic downturn of the past few years. The decline began well before that, though, and in the previous two decades the number of mares bred in the state has plummeted from 7,365 to 2,520, a drop of 66%. Meanwhile, California's share of the total number of mares bred in North America has fallen from nearly 11% to 6.5%, according to The Jockey Club statistics.

It is no surprise, then, that the Barretts January



BENOIT & ASSOCIATES

Benchmark is one of the stalwarts of California bloodstock sales

stock auctions, weanlings are not really a commodity in California; over the past two years just one was sold under the hammer.)

Last year mares sold at the January sale included not only those by present or formerly California-based stallions such as Benchmark, Bertrando, Cee's Tizzy, Desert Wine, In Excess, Marino Marini, Smokester, and Swiss Yodeler, but also mares by more nationally known sires, including Distorted Humor, Giant's Causeway, Gone West, Grand Slam, Pleasant Tap, Royal Academy, and Theatrical. The average price of a broodmare was \$5,194, with a median price of \$2,200. While both these figures were up compared to a year earlier, when the average was \$3,573 and the median was \$1,500, the number sold was well down—just 49 compared to 86 in 2011, a drop of 43%. The buy-back rate also climbed, with 41% RNAs in 2012 compared to 36% a year earlier.

The high price was \$60,000 for Sci Fi Kin, a winning daughter of

sale does not have the clout of the prestigious Kentucky November auctions or, indeed, even of Keeneland's more modest January event. It cannot compete in size or scope with the Ocala Breeders' Sales Co.'s fall mixed sale in October or winter mixed sale in January. And so California owners with high-performing mares to sell generally look to Kentucky, whose breeding stock auctions—Fasig-Tipton's brief but exalted November sale and Keeneland's November marathon—take place immediately following the Breeders' Cup, a perfect spot to catalog fillies or mares of championship caliber. Taylor Made, the far-reaching Kentucky-based consignor, does a brisk trade recruiting California mares to its Bluegrass consignments. Likewise, owners looking to restock at the elite level also gravitate naturally to the eastern auctions. It is hard to imagine the current state of affairs changing much in the foreseeable future. *M*

Prospective Stallions of 2013 by Sire Line

The chart below and through page 15 lists—categorized by prominent sire line—horses that are currently racing or recently retired that could begin careers at stud in 2013. Included are horses that met three qualifications: (1) ran in 2012; (2) contested at stakes level in the U.S. (lifetime); and (3) won a group/grade I or group/grade II stakes worldwide. Additional information includes a recent sire line branch, if applicable; the horse's best performance; year of birth; sire (and sire's 2012 fee if available, along with number of sire's other sons standing at stud in 2012), dam, and broodmare sire; the horse's top auction price including RNA prices (fall-of-the-hammer price on horses that did not meet their reserves), W=weanling sale, Y=yearling sale, 2=2-year-old sale; race record and earnings (through Aug. 29, 2012). Racing covers the Northern Hemisphere. Earnings do not include money won in Japan or Hong Kong. A ♀ denotes a dam that won at grade/group I level.

Sire Line Branch	Best Performance	Horse (YOB)	Sire	Sire's 2012 Fee	Sire's Sons at Stud in '12	Dam	Broodmare Sire	Top Auction Price (RNA)	Race Record	Earnings
Atan										
	G1SW	Debussy (IRE) (06)	Diesis (GB)		10	Opera Comique (FR)	Singspiel (IRE)		22-6 (4)-0-2	\$1,294,560
Bay Ronald										
	G2SW/G1SPI	Musketier (GER) (02)	Acatenango (GER)		4	Myth and Reality (GB)	Linamix (FR)		48-11 (7)-7-6	\$1,135,429
Bold Ruler										
	G2SW/G1SPI	Aikenite (07)	Yes It's True	\$15,000	5	Silverlado	Saint Ballado	\$225,000-2	23-5 (2)-4-3	\$866,635
A.P. Indy	G2SW/G1SPI	Alpha (09)	Bernardini		1	Munnaya	Nijinsky II		8-4 (3)-2-0	\$860,000
A.P. Indy	G2SW/G1SPI	Apart (07)	Flatter	\$15,000	2	Detach	Unbridled		17-5 (4)-4-2	\$734,610
A.P. Indy	G1SW	Biondetti (08)	Bernardini		1	Lyphard's Delta	Lyphard	\$350,000-Y	9-3 (1)-1-0	\$359,583
A.P. Indy	G1SW	Dialed In (08)	Mineshaft	\$35,000	4	Miss Doolittle	Storm Cat	\$475,000-Y	7-3 (2)-1-0	\$941,936
A.P. Indy	G1SW	Dixie Emperor (07)	Purge			Gypsy Hollow	Dixieland Band	\$17,000-Y	21-6 (5)-3-6	\$285,384
A.P. Indy	G2SW	El Padrino (09)	Pulpit	\$50,000	33	Enchanted Rock	Giant's Causeway	\$210,000-Y	7-3 (1)-1-1	\$316,100
A.P. Indy	G1SW	Flat Out (06)	Flatter	\$15,000	2	Cresta Lil	Cresta Rider	\$85,000-Y	18-5 (3)-4-2	\$1,442,383
A.P. Indy	G2SW/G1SPI	Fly Down (07)	Mineshaft	\$35,000	4	Queen Randi	Fly So Free	\$80,000-Y	16-4 (2)-4-3	\$1,218,862
A.P. Indy	G1SW	Hansen (09)	Tapit	\$125,000	4	Stormy Sunday	Sir Cat		9-5 (4)-2-0	\$1,810,805
A.P. Indy	G2SW/G1SPI	Nates Mineshaft (07)	Mineshaft	\$35,000	4	Angel's Tearlet	Silver Deputy	\$8,000-Y	16-7 (3)-1-2	\$635,214
A.P. Indy	G2SW	Pants On Fire (08)	Jump Start	\$10,000	3	Cabo de Noche	Cape Town		15-5 (3)-3-1	\$933,060
A.P. Indy	G2SW	Prayer for Relief (08)	Jump Start	\$10,000	3	Sparklin Lil	Mr. Sparkles	\$80,000-Y	17-5 (3)-3-4	\$1,145,225
A.P. Indy	G2SW	Prospective (09)	Malibu Moon	\$70,000	3	Spirited Away	Awesome Again	\$250,000-Y	12-6 (5)-2-0	\$610,095
A.P. Indy	G2SW/G1SPI	Redding Colliery (06)	Mineshaft	\$35,000	4	Joop	Zilzal	\$170,000-Y	22-7 (4)-3-3	\$776,885
A.P. Indy	G1SW	Ron the Greek (07)	Full Mandate	\$2,500		Flambe'	Fortunate Prospect		20-7 (5)-5-1	\$1,262,597
A.P. Indy	G1SW	Stay Thirsty (08)	Bernardini		1	Marozia	Storm Bird	\$500,000-2	14-4 (3)-4-1	\$1,503,500
A.P. Indy	G1SW	Take Charge Indy (09)	A.P. Indy		100	\$ Take Charge Lady	Dehere	(\$80,000)-Y	7-2 (1)-2-0	\$721,000
A.P. Indy	G2SW	Tapizar (08)	Tapit	\$125,000	4	Winning Call	Deputy Minister		12-5 (3)-1-1	\$424,632
A.P. Indy	G2SW	Thunder Moccasin (09)	A. P. Warrior	\$4,500		One Stormy Mama	Storm Cat	\$95,000-Y	2-2 (1)-0-0	\$114,300
A.P. Indy	G1SW	To Honor and Serve (08)	Bernardini		1	Pilfer	Deputy Minister	\$575,000-Y	14-7 (5)-1-3	\$1,328,840
Buckpasser										
	G1SW	Moryba (BRZ) (06)	Hard Buck (BRZ)			Valetza	Baronius (BRZ)		21-5 (3)-3-6	\$642,384
	G2SW	Shadowbdancing (05)	Montbrook	\$7,500	12	Deputy's Mistress	Deputy Minister	\$200,000-2	40-15 (12)-7-6	\$1,000,147
Damascus										
	G2SW	Skipshot (07)	Skip Away		3	Heavenly Note	Sunny's Halo	\$120,000-2	21-5 (1)-1-4	\$336,050
Grey Sovereign										
	G2SW	Anthony's Cross (08)	Indian Charlie	\$75,000	12	Screening	Unbridled	\$300,000-Y	11-2 (1)-0-3	\$230,790
	G1SW	Brigantin (07)	Cozzene		13	Banyu Dewi (GER)	Poliglote (GB)		22-5 (3)-5-3	\$415,240
	G2SW	Indian Firewater (07)	Indian Charlie	\$75,000	12	Touched	Touch Gold	\$400,000-Y	24-3 (2)-9-5	\$338,742
	G2SW	Indiano (08)	Indian Charlie	\$75,000	12	\$ Separata (CHI)	Sam M.	\$25,000-Y	15-9 (7)-3-2	\$415,196
	G1SW	Liaison (09)	Indian Charlie	\$75,000	12	Galloping Gal	Victory Gallop	\$290,000-Y	11-3 (2)-1-3	\$585,560
	G1SW	Mission Approved (04)	With Approval		3	Fortunate Find	Fortunate Prospect	(\$14,000)-Y	27-8 (4)-5-1	\$830,912
	G1SW	Ultimate Eagle (08)	Mizzen Mast	\$12,500	2	Letithappencaptain	Captain Bodgit	\$70,000-2	10-5 (3)-0-3	\$467,800
Himyar										
	G2SW	Macho Macho (09)	Macho Uno	\$15,000	3	Dazzling Contrast	General Meeting	\$160,000-Y	7-3 (1)-2-1	\$546,214
	G2SW/G1SPI	Mucho Macho Man (08)	Macho Uno	\$15,000	3	Ponche de Leona	Ponche		16-6 (4)-3-4	\$1,306,410
	G2SW/G1SPI	Redeemed (08)	Include	\$12,500	3	Early Mass	Pleasant Tap	\$50,000-Y	13-8 (5)-2-2	\$832,140

Sire Line Branch	Best Performance	Horse (YOB)	Sire	Sire's 2012 Fee	Sire's Sons at Stud in '12	Dam	Broodmare Sire	Top Auction Price (RNA)	Race Record	Earnings
Icecapade										
	G1SW	Brujo de Olleros (BRZ) (08)	Wild Event		1	Hit Oil (BRZ)	Roy		6-4 (2)-1-0	\$62,623
	G1SW	Fluke (BRZ) (05)	Wild Event		1	Uff-Uff (BRZ)	De Quest (GB)		16-7 (4)-6-0	\$637,948
In Reality										
	G1SW	Boys At Tosconova (08)	Officer		3	Little Bonnet	Coronado's Quest	\$35,000-Y	9-5 (1)-3-1	\$688,960
	G2SW/G1SPI	Caixa Eletronica (05)	Arromanches			Edyta	Skip Away		56-18 (4)-7-11	\$1,402,455
	G1SW	Gemologist (09)	Tiznow	\$75,000	14	Crystal Shard	Mr. Prospector	\$310,000-W	7-5 (2)-0-0	\$794,855
	G1SW	Morning Line (07)	Tiznow	\$75,000	14	Indian Snow	A.P. Indy	\$700,000-Y	14-5 (3)-4-1	\$1,221,300
Majestic Prince										
	G2SW/G1SPI	Expansion (05)	Maria's Mon		20	La Sylphide (SWI)	Barathea (IRE)	\$150,000-Y	30-5 (2)-9-3	\$581,936
	G2SW	Win Willy (06)	Monarchos	\$4,000	5	City Fair	Carson City	\$25,000-Y	23-8 (5)-5-2	\$879,127
Mr. Prospector										
	G2SW	Afleet Again (07)	Afleet Alex	\$20,000	4	Lucky Again	Wild Again		25-4 (2)-5-3	\$695,470
	G2SW/G1SPI	Air Support (08)	Smart Strike	\$85,000	19	Gaze	Danzig		14-4 (3)-3-2	\$772,488
	G2SW	Alternation (08)	Distorted Humor	\$100,000	25	Alternate	Seattle Slew		15-9 (6)-1-1	\$1,032,727
Fappiano	G2SW	Birdrun (06)	Birdstone	\$10,000	2	Run Like Martha	Jolie's Halo	\$95,000-W	25-7 (3)-8-1	\$612,111
	G2SW/G1SPI	Blueskiesnrainbows (09)	English Channel	\$25,000		Cho Cho San	Deputy Minister	\$33,000-Y	8-3 (1)-0-2	\$221,242
Fappiano	G1SW	Bodemeister (09)	Empire Maker		4	Untouched Talent	Storm Cat	\$260,000-Y	6-2 (1)-4-0	\$1,304,800
	G2SW/G1SPI	Boisterous (07)	Distorted Humor	\$100,000	25	Emanating	Cox's Ridge		18-7 (4)-1-2	\$546,390
	G2SW	Caspar Netscher (GB) (09)	Dutch Art (GB)			Bella Cantata (GB)	Singspiel (IRE)		15-5 (4)-2-2	\$430,111
	G1SW	Champ Pegasus (06)	Fusaichi Pegasus	\$15,000	19	S Salt Champ (ARG)	Salt Lake		14-5 (3)-5-1	\$1,052,520
	G1SW	Coil (08)	Point Given	\$20,000	3	Eversmile	Theatrical (IRE)		9-5 (2)-1-2	\$829,360
Gone West	G1SW	Crusade (09)	Mr. Greeley		20	La Traviata	Johannesburg		6-2 (1)-0-0	\$164,123
	G2SW	Do It All (07)	Distorted Humor	\$100,000	25	Stupendous Miss	Dynaformer	\$900,000-Y	13-4 (1)-1-1	\$271,267
	G2SW	Dominus (08)	Smart Strike	\$85,000	19	Cuando	Lord At War (ARG)	(\$270,000)-Y	7-3 (1)-2-1	\$289,329
	G2SW	Dreamy Kid (08)	Lemon Drop Kid	\$35,000	10	Dreams	Silver Hawk		9-2 (1)-1-1	\$144,130
Fappiano	G1SW	Dullahan (09)	Even the Score	\$10,000	1	Mining My Own	Smart Strike	\$250,000-Y	11-2 (2)-2-3	\$1,102,091
	G1SW	Fort Larned (08)	E Dubai	\$9,000	2	Arlucea	Broad Brush		17-7 (4)-2-0	\$881,236
Gone West	G2SW/G1SPI	Grand Adventure (06)	Grand Slam	\$12,000	18	Val Marie	Coronado's Quest	\$75,000-Y	22-5 (3)-5-1	\$787,180
	G1SW	Haimish Hy (07)	Ecton Park		1	Tifonica (ARG)	Equalize	\$10,000-Y	19-5 (2)-2-3	\$360,988
	G2SW	Hero of Order (09)	Sharp Humor			Ocean Sprite	Ocean Crest	\$3,000-Y	19-2 (1)-2-2	\$726,722
	G1SW	I'll Have Another (09)	Flower Alley			Arch's Gal Edith	Arch	\$35,000-2	7-5 (4)-1-0	\$2,693,600
	G2SW	Jack's in the Deck (09)	Love of Money	\$2,500		Thracian	Partner's Hero		8-3 (2)-2-1	\$212,010
	G1SW	Jackson Bend (07)	Hear No Evil	\$3,500		Sexy Stockings	Tabasco Cat		27-9 (8)-6-4	\$1,608,450
Fappiano	G1SW	Jaycito (08)	Victory Gallop		5	Night Edition	Ascot Knight	\$110,000-Y	9-2 (1)-4-0	\$343,900
Gone West	G1SW	Jersey Town (06)	Speightstown	\$50,000	5	S Jersey Girl	Belong to Me	(\$170,000)-2	18-5 (1)-8-2	\$504,277
Gone West	G2SW	Kensei (06)	Mr. Greeley		20	Private Feeling	Belong to Me	\$300,000-2	18-5 (3)-4-2	\$751,364
Fappiano	G2SW	Lonesome Street (07)	Broken Vow	\$25,000	6	Street Cat	Storm Cat	\$45,000-Y	27-5 (2)-6-3	\$399,498
Gone West	G2SW	Mark Valeski (09)	Proud Citizen	\$10,000	1	Pocho's Dream Girl	Fortunate Prospect	(\$22,000)-Y	6-3 (1)-2-0	\$430,952
	G1SW	Master of Hounds (08)	Kingmambo		34	Silk And Scarlet (GB)	Sadler's Wells		14-2 (1)-4-3	\$790,878
Fappiano	G2SW/G1SPI	Mission Impazible (07)	Unbridled's Song	\$85,000	67	La Paz	Hold Your Peace	\$200,000-Y	19-3 (2)-7-2	\$1,256,275
	G1SW	Noble's Promise (07)	Cuvee			The Devil's Trick	Clever Trick	\$125,000-F	23-5 (4)-5-3	\$1,108,926
Gone West	G1SW	Poseidon's Warrior (08)	Speightstown	\$50,000	5	Poised to Pounce	Smarten	\$90,000-2	17-7 (5)-2-2	\$634,337
	G2SW	Premier Pegasus (08)	Fusaichi Pegasus	\$15,000	19	Squall Linda	Summer Squall		5-4 (3)-0-1	\$293,400
Fappiano	G1SW	Prince Will I Am (07)	Victory Gallop		5	Dyna's Dynamo	Dynaformer		16-5 (3)-2-2	\$419,311
	G1SW	Richard's Kid (05)	Lemon Drop Kid	\$35,000	10	Tough Broad	Broad Brush		35-11 (7)-3-7	\$1,986,360
	G2SW/G1SPI	Rule (07)	Roman Ruler	\$15,000	1	Rockcide	Personal Flag		17-6 (5)-2-5	\$1,143,450

Prospective Sires

Sire Line Branch	Best Performance	Horse (YOB)	Sire	Sire's 2012 Fee	Sire's Sons at Stud in '12	Dam	Broodmare Sire	Top Auction Price (RNA)	Race Record	Earnings
Fappiano	G2SW/G1SPI	Secret Circle (09)	Eddington	\$5,000		Ragtime Hope	Dixieland Band	\$165,000-2	7-5 (4)-2-0	\$1,018,990
	G2SW/G1SPI	Smart Bid (06)	Smart Strike	\$85,000	19	Recording	Danzig		24-6 (4)-7-4	\$992,748
Gone West	G2SW	The Lumber Guy (09)	Grand Slam	\$12,000	18	Boltono	Unbridled's Song		5-3 (2)-0-0	\$225,800
	G2SW	Travelin Man (08)	Trippi		1	West Side Dancer	Gone West		11-4 (2)-2-0	\$253,084
	G1SW	Twice Over (GB) (05)	Observatory			Double Crossed (GB)	Caerleon		32-12 (9)-4-8	\$3,971,780
	G2SW/G1SPI	Uh Oh Bango (07)	Top Hit			French Debutante	French Deputy		20-5 (3)-6-3	\$691,512
	G2SW	Watch Me Go (08)	West Acre	\$2,500		Sabbath Song	Deputy Minister		18-5 (2)-2-1	\$376,008
	G1SW	Western Aristocrat (08)	Mr. Greeley		20	Aristocratic Lady	Kris S.	(\$37,000)-Y	9-4 (1)-0-3	\$224,637
Gone West	G2SW/G1SPI	Wilkinson (08)	Lemon Drop Kid	\$35,000	10	Tasha's Delight	Afternoon Deelites		18-5 (2)-3-3	\$336,994
	G1SW	Zacatlan (07)	Roman Ruler	\$15,000	1	Flexible Princess	Honour and Glory	\$18,000-Y	18-8 (4)-1-4	\$33,354
Northern Dancer										
	G1SW	Acclamation (06)	Unusual Heat	\$20,000	2	Winning in Style	Silveyville		30-11 (9)-2-6	\$1,958,048
Sadler's Wells	G2SW/G1SPI	Al Khali (06)	Medaglia d'Oro		4	Maya	Capote	\$15,000-Y	31-7 (2)-3-5	\$747,234
Vice Regent	G2SW	Atta Boy Roy (05)	Tribunal			Irish Toast	Synastry	\$4,500-Y	31-13 (5)-7-1	\$580,980
Storm Cat	G2SW/G1SPI	Await the Dawn (07)	Giant's Causeway	\$85,000	39	Valentine Band	Dixieland Band		9-5 (3)-0-1	\$351,096
Sadler's Wells	G2SW/G1SPI	Banned (08)	Kitten's Joy	\$50,000		Cardinalli	Capote	\$130,000-Y	10-5 (3)-1-2	\$599,476
Danzig	G1SW	Beethoven (IRE) (07)	Oratorio (IRE)			Queen Titi (IRE)	Sadler's Wells		28-6 (5)-1-4	\$757,886
Danzig	G1SW	Behkabad (FR) (07)	Cape Cross (IRE)		4	Behkara (IRE)	Kris (GB)		11-6 (4)-1-2	\$1,441,326
Storm Cat	G2SW	Bern Identity (10)	Bernstein	\$20,000		Maddalena	Good and Tough	\$75,000-Y	3-2 (1)-1-0	\$276,000
Sadler's Wells	G2SW/G1SPI	Big Blue Kitten (08)	Kitten's Joy	\$50,000		Spent Gold	Unaccounted For		10-5 (1)-1-3	\$246,630
	G1SW	Byword (GB) (06)	Peintre Celebre		4	Binche	Woodman		16-7 (6)-2-1	\$1,008,537
	G1SW	Chinchon (IRE) (05)	Marju (IRE)		2	Jarama (IRE)	Hector Protector		27-7 (5)-4-4	\$2,506,215
Storm Cat	G1SW	Creative Cause (09)	Giant's Causeway	\$85,000	39	\$ Dream of Summer	Siberian Summer	\$135,000-Y	10-4 (3)-2-3	\$1,039,000
	G1SW	Currency Swap (09)	High Cotton	\$5,000		Echo Bluff	Pine Bluff	\$70,000-Y	7-4 (3)-2-0	\$448,300
Storm Cat	G2SW	Daddy Long Legs (09)	Scat Daddy	\$17,500		Dreamy Maiden	Meadowlake	\$100,000-Y	7-3 (2)-0-0	\$1,320,175
Danzig	G1SW	Data Link (08)	War Front	\$60,000		Database	Known Fact		12-6 (2)-0-1	\$451,335
Sadler's Wells	G2SW/G1SPI	Dean's Kitten (07)	Kitten's Joy	\$50,000		Summer Theatre	Ide		24-4 (3)-4-4	\$802,950
Danzig	G2SW/G1SPI	Delegator (GB) (06)	Dansili (GB)		9	Indian Love Bird (GB)	Ef시오 (GB)		19-5 (3)-3-1	\$663,426
Danzig	G1SW	Desert Blanc (GB) (08)	Desert Style (IRE)		3	Lumiere Rouge (FR)	Indian Ridge (IRE)		7-4 (2)-1-1	\$428,133
Danzig	G1SW	Drill (09)	Lawyer Ron			Cat Dancer	Storm Cat	\$300,000-Y	11-4 (3)-2-0	\$419,710
Vice Regent	G2SW	Duke of Mischief (06)	Graeme Hall	\$5,000	1	My Lady Amelia	Real Courage	(\$35,000)-W	27-7 (5)-5-0	\$1,905,227
Vice Regent	G2SW	Field Commission (05)	Service Stripe	\$1,000	1	Tearfull Moment	Schossberg		30-8 (3)-7-5	\$1,098,628
Danzig	G2SW	Flashpoint (08)	Pomeroy	\$10,000		Two Punch Lil	Two Punch	\$115,000-Y	7-3 (2)-0-0	\$271,450
Vice Regent	G1SW	Fly Lexis Fly (09)	Badge of Silver	\$6,000		Becky Loves Silver	Silver Charm	\$5,000-Y	6-3 (2)-1-0	\$103,382
Storm Cat	G1SW	Get Stormy (06)	Stormy Atlantic	\$40,000	13	Foolish Gal	Kiri's Clown		31-11 (9)-5-4	\$1,607,437
Storm Cat	G1SW	Giant Ryan (06)	Freud	\$10,000	2	Kheyrhah	Dayjur	\$27,000-2	17-8 (4)-1-1	\$686,841
	G1SW	Gitano Hernando (GB) (06)	Hernando (FR)		3	Gino's Spirits (GB)	Perugino		17-7 (4)-2-1	\$2,018,837
Danzig	G1SW	Gran Estreno (ARG) (03)	Lucky Roberto			Great Stampa (ARG)	Senor Pete		36-14 (5)-5-7	\$544,456
Sadler's Wells	G2SW/G1SPI	Grassy (06)	El Prado (IRE)		18	High Savannah (GB)	Rousillon	\$220,000-F	17-5 (2)-3-3	\$472,550
Storm Cat	G2SW	Guys Reward (07)	Grand Reward			Beach View	Mr. Greeley	(\$27,000)-Y	35-7 (2)-5-9	\$541,155
Storm Cat	G1SW	Interaction (ARG) (06)	Easing Along			Inter Rails (ARG)	Ride the Rails		16-6 (4)-3-1	\$513,422
Storm Cat	G2SW/G1SPI	Justin Phillip (08)	First Samurai	\$15,000		Ava Knowsthecode	Cryptoclearance	\$400,000-Y	20-4 (1)-4-6	\$530,162
Storm Cat	G2SW	Know More (10)	Lion Heart		4	Seattle Qui	Seattle Slew	\$210,000-2	1-1 (1)-0-0	\$90,000
Danzig	G1SW	Midnight Interlude (08)	War Chant	\$10,000	3	Midnight Kiss (NZ)	Groom Dancer		11-3 (2)-2-1	\$766,232
Sadler's Wells	G2SW/G1SPI	Mr. Commons (08)	Artie Schiller	\$10,000		Joustabout	Apalachee	\$70,000-Y	14-5 (3)-4-1	\$671,660
Danzig	G1SW	Mutual Trust (GB) (08)	Cacique (IRE)			Posteritas	Lear Fan		9-3 (2)-0-0	\$414,315
Vice Regent	G2SW	No Advantage (05)	Posse	\$10,000	4	Prime Advantage	Tactical Advantage	\$55,000-Y	31-9 (4)-6-4	\$498,262

Sire Line Branch	Best Performance	Horse (YOB)	Sire	Sire's 2012 Fee	Sire's Sons at Stud in '12	Dam	Broodmare Sire	Top Auction Price (RNA)	Race Record	Earnings
Sadler's Wells	G2SW	O'Prado Again (09)	El Prado (IRE)		18	Leh She Run	Pulpit	\$350,000-Y	5-2 (1)-0-1	\$156,290
Storm Cat	G2SW	Overdriven (09)	Tale of the Cat	\$30,000	21	Air France	French Deputy	\$350,000-Y	2-2 (1)-0-0	\$126,000
	G1SW	Paynter (09)	Awesome Again	\$50,000	16	Tizso	Cee's Tizzy	\$325,000-Y	6-3 (1)-2-0	\$952,224
Vice Regent	G1SW	Pool Play (05)	Silver Deputy		25	Zuri Ridge	Cox's Ridge	\$625,000-Y	30-6 (3)-6-5	\$949,518
Storm Cat	G2SW/G1SPI	Santiva (08)	Giant's Causeway	\$85,000	39	Slide	Smarten		10-1 (1)-4-1	\$266,097
Danzig	G2SW/G1SPI	Sayif (IRE) (06)	Kheleyf			Sewards Folly (GB)	Rudimentary		26-3 (2)-5-2	\$412,411
Sadler's Wells	G2SW/G1SPI	Sea Moon (GB) (08)	Beat Hollow (GB)			Eva Luna	Alleged		9-5 (3)-2-1	\$1,059,172
Storm Cat	G1SW	Shackleford (08)	Forestry	\$12,500	17	Oatsee	Unbridled	(\$275,000)-Y	17-5 (3)-4-1	\$2,744,047
Vice Regent	G2SW	Silver Max (09)	Badge of Silver	\$6,000		Kissin Rene	Kissin Kris	\$20,000-Y	13-7 (5)-5-0	\$855,967
	G2SW/G1SPI	Simmard (05)	Dixieland Band		25	Dibs	Spectacular Bid	(\$37,000)-Y	32-7 (3)-5-4	\$649,003
Storm Cat	G1SW	Smiling Tiger (07)	Hold That Tiger		2	Shandra Smiles	Cahill Road	\$40,000-Y	21-8 (7)-2-7	\$1,272,204
Sadler's Wells	G1SW	So You Think (NZ) (06)	High Chaparral (IRE)		3	Triassic (NZ)	Tights		23-14 (13)-4-1	\$8,696,325
Danzig	G2SW	Soldat (08)	War Front	\$60,000		Le Relais	Coronado's Quest	\$180,000-Y	10-4 (2)-4-0	\$617,360
	G2SW	Spurious Precision (10)	High Cotton	\$5,000		Scarlet Combo	Scarlet Ibis	\$105,000-2	2-2 (1)-0-0	\$168,000
Sadler's Wells	G1SW	St Nicholas Abbey (IRE) (07)	Montjeu (IRE)		12	Leaping Water (GB)	Sure Blade		15-7 (6)-2-4	\$4,055,789
Danzig	G2SW	State of Play (09)	War Front	\$60,000		Valeta	Procida	\$13,000-Y	6-3 (2)-0-1	\$176,500
Vice Regent	G1SW	Stately Victor (07)	Ghostzapper	\$20,000	1	\$ Collect the Cash	Dynaformer	\$250,000-2	26-3 (2)-4-6	\$953,332
Storm Cat	G2SW/G1SPI	Straight Story (06)	Giant's Causeway	\$85,000	39	Eventail	Lear Fan	\$400,000-Y	24-7 (3)-6-0	\$737,357
Storm Cat	G1SW	Suggestive Boy (ARG) (08)	Easing Along			Suffrage	Horse Chestnut (SAF)		8-5 (5)-2-0	\$389,654
Storm Cat	G2SW/G1SPI	Teeth of the Dog (09)	Bluegrass Cat			Deputy Reality	Deputy Minister	\$80,000-Y	8-3 (2)-1-2	\$376,450
Danzig	G1SW	The Factor (08)	War Front	\$60,000		Greyciousness	Miswaki	\$250,000-2	13-6 (5)-2-0	\$922,180
Danzig	G1SW	Toby's Corner (08)	Bellamy Road	\$20,000		Brandon's Ride	Mister Frisky		11-5 (3)-0-4	\$898,240
Sadler's Wells	G1SW	Treasure Beach (GB) (08)	Galileo (IRE)		12	Honorine (IRE)	Mark of Esteem (IRE)		16-5 (3)-3-2	\$2,289,828
Storm Cat	G2SW/G1SPI	Trinniberg (09)	Teuflesberg	\$3,500		Bella Dorato	Goldminers Gold	\$21,000-2	10-4 (3)-3-0	\$611,300
Danzig	G1SW	Turallure (07)	Wando			Personal Allure	Wekiva Springs		19-6 (4)-4-3	\$1,327,995
	G1SW	Union Rags (09)	Dixie Union		9	Tempo	Gone West	\$390,000-2	8-5 (4)-1-1	\$1,798,800
Storm Cat	G2SW	Vexor (09)	Wildcat Heir	\$10,000		Real Clever Trick	Yes It's True	\$90,000-Y	9-2 (1)-1-1	\$146,650
Storm Cat	G2SW/G1SPI	Viscount Nelson (07)	Giant's Causeway	\$85,000	39	\$ Imagine (IRE)	Sadler's Wells		20-4 (3)-4-3	\$707,647
Storm Cat	G2SW/G1SPI	Willcox Inn (08)	Harlan's Holiday	\$25,000	3	De Aar	Gone West	\$50,000-Y	11-5 (3)-1-2	\$508,543
	G1SW	Winchester (05)	Theatrical (IRE)		26	Rum Charger (IRE)	Spectrum (IRE)		25-6 (4)-6-3	\$1,587,098
Sadler's Wells	G1SW	Wrote (IRE) (09)	High Chaparral (IRE)		3	Desert Classic (GB)	Green Desert		9-3 (1)-0-4	\$811,943
Red God										
	G1SW	Animal Kingdom (08)	Leroidesanimaux (BRZ)	\$22,500		Dalia (GER)	Acatenango (GER)	\$100,000-Y	8-4 (2)-3-0	\$1,967,500
	G1SW	Jeranimo (06)	Congaree	\$7,500		Jera	Jebbar	\$70,000-2	28-8 (5)-6-4	\$1,068,400
	G2SW	Recapturetheglory (05)	Cherokee Run		17	Cold Awakening	Dehere	\$215,000-2	26-6 (2)-3-5	\$550,706
	G2SW/G1SPI	Strong Suit (08)	Rahy		12	Helwa	Silver Hawk	\$27,000-W	12-5 (4)-1-2	\$509,335
	G2SW/G1SPI	Yawanna Twist (07)	Yonaguska		3	Twist and Pop	Oliver's Twist	(\$70,000)-Y	13-5 (1)-3-2	\$525,467
Turn-to										
	G1SW	Americain (05)	Dynaformer	\$150,000	19	America (IRE)	Arazi		31-11 (9)-4-4	\$5,486,965
	G1SW	Brilliant Speed (08)	Dynaformer	\$150,000	19	Speed Succeeds	Gone West		18-3 (2)-3-5	\$1,123,531
	G2SW/G1SPI	Casino Host (08)	Dynaformer	\$150,000	19	Ensenada	Seeking the Gold	\$290,000-Y	14-3 (1)-3-2	\$455,175
	G2SW/G1SPI	Doubles Partner (07)	Rock Hard Ten	\$20,000		Serena's Sister	Rahy	\$450,000-Y	14-5 (3)-1-3	\$500,350
	G1SW	Espoir City (JPN) (05)	Gold Allure (JPN)			Eminent City (JPN)	Brian's Time		31-14 (10)-7-3	
	G2SW	Newsdad (08)	Arch	\$30,000	7	Storm Tracer	Pulpit	(\$32,000)-Y	17-4 (1)-2-3	\$357,327
	G1SW	Point of Entry (08)	Dynaformer	\$150,000	19	Matlacha Pass	Seeking the Gold		12-5 (2)-2-1	\$574,490
	G1SW	Turbo Compressor (08)	Halo's Image		5	Dixieland Event	Wild Event	\$22,000-2	14-7 (4)-1-2	\$920,960

Excerpt:
Troubled Times for Ontario's Thoroughbred Industry
30 August 2012 • by Avalyn Hunter • 12 Comments

Ontario horsemen are providing an unwilling object lesson on just how fragile and unpredictable the Thoroughbred marketplace can be. Their situation is a warning on how fast a single legislative decision can knock the props out from under a region's breeders and owners.

The issue, of course, is the Slots at Racetracks Program (SARP) for Ontario racing, which was removed by the provincial legislature effective March 31; the removal was upheld by a review panel in findings released Aug. 24. The latter decision has been devastating to Ontario's horsemen, many of whom had their hopes pinned on a reprieve. And no wonder: SARP was funding 64% of purses in the province. For those few owners and breeders with programs capable of competing on the international stage in the sale ring and at the track, the loss of SARP revenue is unwelcome but not insurmountable. But for the smaller owners and breeders whose profitability depended on the generous purse structure at Woodbine—in 2010, the third highest for any state or province in North America after New Jersey and Kentucky—the loss is catastrophic.

Ironically, the inflow of money from SARP has had only modest benefits on the market for Ontario-bred yearlings, as SARP funds were not restricted to or even primarily used for races for Ontario-breds or Ontario breeders' awards....

To its credit, the provincial government has recognized that Ontario horsemen will need help if the core of Canada's breeding and racing industry is to remain viable, though the review panel noted that the \$50 million allocated for the purpose over the next three years is insufficient for the need. But the lesson here for U.S. horsemen is not a critique of Ontario's actions for good or ill; that is between the province's government and its voters. The warning for American owners and breeders is that regional markets depending on slots or other forms of revenue authorized by state governments are equally vulnerable to shifts in politics and can reverse upward trends at any time. Optimism may be in the air, but those who temper it with a healthy dose of caution and an eye on activities in their states' legislatures may be showing the better part of wisdom.

The economy has been hit hard for several years and that, undoubtedly, hurt attendance and, of course, its revenue. So, why was there so much breeding occurring if there wasn't a big enough market? Common sense as well as business sense should have told the breeders to limit their breeding.

nu-fan

It is having an even bigger impact on the Standardbred industry. There are many harness tracks, and there are many small breeders and owners who train and drive their own horses at these tracks. They are being hit very hard.

Terry M.

So typical of government. They think that the Thoroughbred industry is stealing from them, so they cut them off at the knees.

kittybay

Volume XVI, Number 4

The Blood-Horse MarketWatch
 is published monthly
 by Blood-Horse Publications
 3101 Beaumont Centre Circle, Lexington, KY 40513.

Editorial Director
 Eric Mitchell

Editor
 Scot T. Gillies

Associate Editor
 Tom Hall

Contributors
 Andrew Cary
 Ryan Conley
 Evan Hammonds
 Avalyn Hunter
 Ann Ferland
 Kristin Manning
 Matt O'Neil
 Shelby O'Neill
 Rachel Pagonis
 Anne Peters
 Alan Porter
 Tina Rau
 Ian Tapp
 Michael Youngs

Artist
 David Young

Computer Services
 Jon McKinney
 Carroll D. Vice

Visuals Director
 Anne M. Eberhardt

Creative Services Director
 Lisa Coots

Audience Development
 Monica Marrs
 Jennifer Comley

Customer Service
 Lauren Walker

Treasurer
 Janet Landry

President
 Marla Bickel

Copyright © 2012, by Blood-Horse Publications. All rights reserved. This publication may not be reproduced, in whole or in part, in any form or by any means, electronic or otherwise, without the prior written permission of Blood-Horse Publications. To request permission to reprint, please call 859-276-6723.

Statistics herein are compiled from data obtained from The Jockey Club Information Systems, Inc., Blood-Horse Publications, Equibase, Daily Racing Form, Inc., and other sources. While data contained are gathered from reliable sources, accuracy and completeness cannot be guaranteed. Data and information are subject to change without notice. Any reproduction thereof is prohibited.

The publisher does not give advice for Thoroughbred investors or act as an advisor. Opinions published herein are those of the writers and do not reflect the views of Blood-Horse Publications.

If you have comments or suggestions, we would like to hear from you. Please address all correspondence to Scot T. Gillies, The Blood-Horse MarketWatch, P.O. Box 919003, Lexington, KY 40591-9003. E-mail: marketwatch@bloodhorse.com

READER SERVICES

Subscription Services:

For inquiries on new subscriptions, renewals, subscription payments, missing or damaged issues, change of address or billing:

CALL: 24-hour toll-free 1-800-582-5604, Customer Service Reps Available 8:30 a.m. - 4:30 p.m. EST/EDT U.S.

EMAIL: subscribe@bloodhorse.com

FAX: 859-276-6743

WRITE: The Blood-Horse MarketWatch Subscriber Services, P.O. Box 911088, Lexington, KY 40591-1088. Please include a copy of a current mailing label or your personal subscriber number.

Subscription Rates:

All subscriptions are sold in 1-year (12 issue) terms.
 KY Residents (includes sales tax) \$380.54
 United States \$359.00
 Canada (includes GST) \$416.23
 All other Countries \$389.00
 Subscriptions are on continuous renewal and payable in 1-year (12 issues) terms. A FREE The Blood-Horse MarketWatch professional binder is sent upon payment.

Internet Site:

<http://marketwatch.bloodhorse.com>

The Blood-Horse MarketWatch carries a Customer Satisfaction Guarantee. If you are ever dissatisfied as a subscriber, just tell us so, and we will promptly refund you for the cost of all unmailed issues. No Risk.